



VIBRATION ABSORBER FP-VA

Operation instruction

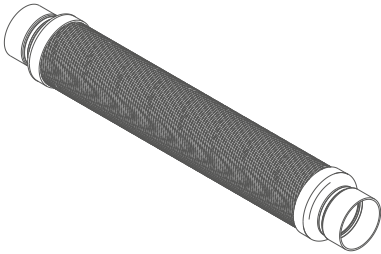


Fig.1.General view

Vibration absorbers are made for installation in stationary and mobile cooling systems. Main function of vibration absorber is to eliminate transition of vibrations from working compressor to discharge and suction lines and to other elements of cooling system. Vibration absorber may compensate insignificant "heating" changes in linear tube sizes.

MEASURES OF CAUTION

- ⚠ Installation of vibration absorbers must be performed by qualified personnel experienced in installations of working under pressure systems.
- ⚠ Vibration absorber is not designed to compensate possible tube misalignment, radial and axial loads.
- ⚠ Please check if vibration absorber's technical characteristics match with parameters of element specified in project documentation. Always stick to parameters specified in project documentation.
- ⚠ In a case of possible condensate appearance provide water resistant cover to braid.

INSTALLATION INSTRUCTION

- Vibration absorber is installed perpendicular to direction of vibration. If vibration occurs in both axis, two vibration absorbers must be installed the way as shown on fig.2
- For optimal vibration elimination the end of vibration absorber must be fixed as shown on fig.2
- Soldering must be done accurately, do not let fire on the braid. No additional measures to avoid overheating are needed. Remove any dust from vibration absorber and/or tube after soldering.
- After installation is complete make sure that vibration absorber is not compressed or stretched.
- High speed of refrigerant may cause additional vibration and sound effects. In this case installation of a bigger size vibration absorber is recommended.

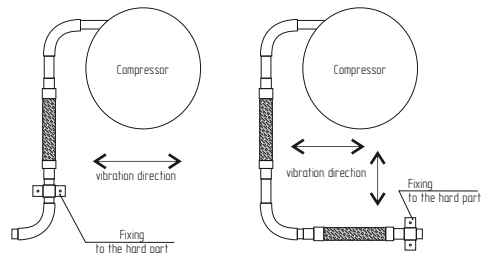


Fig.2. Mounting scheme

STORAGE AND TRANSPORTATION

- Make sure that vibration absorbers are not damaged during transportation and storage. Pay attention to lifting equipment used in transportation (stacker, loader etc.) do not damage corrugated tube and braid.
- Vibration absorbers must be stored in a closed ventilated warehouse, in a clean and chemical non aggressive environment. If this is impossible vibration absorbers must be protected from negative effects of environment.

DISMANTLING AND UTILIZATION

- Vacuum the part of tube with vibration absorber and cut the tube using cutting tool. The use of gas burner for vibration absorber dismantling is not recommended.
- Utilization must be done according to national regulations (for CU countries – GOST 16.39-78 “Norms and rules for utilization of color metals.”)

Tab.1. Specification

Model	ø d, inches	L, mm	ø D, mm	Working pressure - 40/+50 °C, MPa
FP-VA-038	3/8" (9,6)	230	15	4,5
FP-VA-012	1/2" (12,7)		18	
FP-VA-058	5/8" (15,9)	255	20	
FP-VA-034	3/4" (19,1)		27	
FP-VA-078	7/8" (22,3)	290	32	
FP-VA-118	1 1/8" (28,6)	330	38	
FP-VA-138	1 3/8" (35,0)	375	50	
FP-VA-158	1 5/8" (41,3)	430	60	
FP-VA-218	2 1/8" (54,0)	510	73	4,0
FP-VA-258	2 5/8" (66,7)	690	90	3,5
FP-VA-318	3 1/8" (79,4)		108	3,0

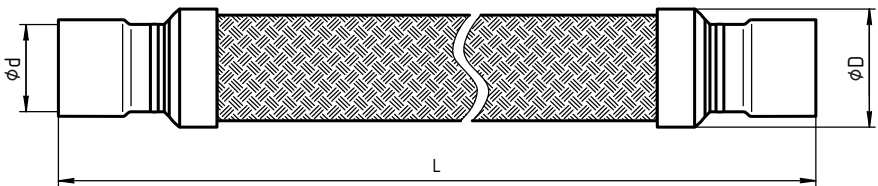


Fig.3. Dimensions and connection sizes